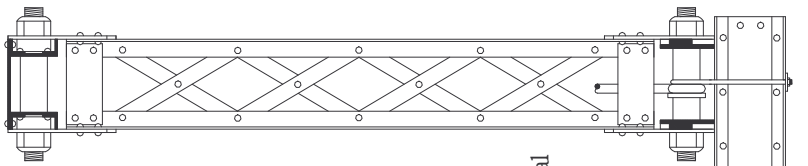
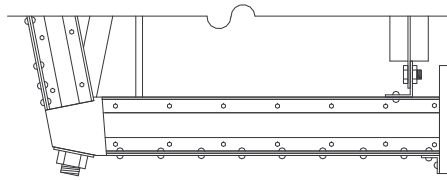


Scale for Details



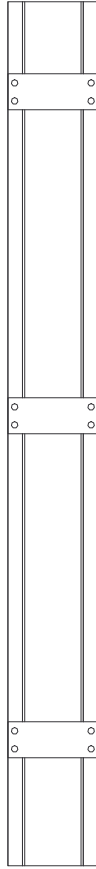
Main Vertical Detail



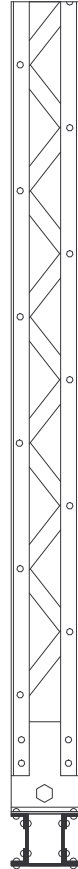
End Post Detail



Top Chord - Side View



Top Chord - Bottom View



Bottom Chord - Top View with End Post



Scale: 3/16" = 1' for main elevation

1885 Elliptical Iron Bridge / Hadley, NY
South Span Elevation & Details

Based on photos and field measurements.
Drawn by Jon Patton, 4/13/08